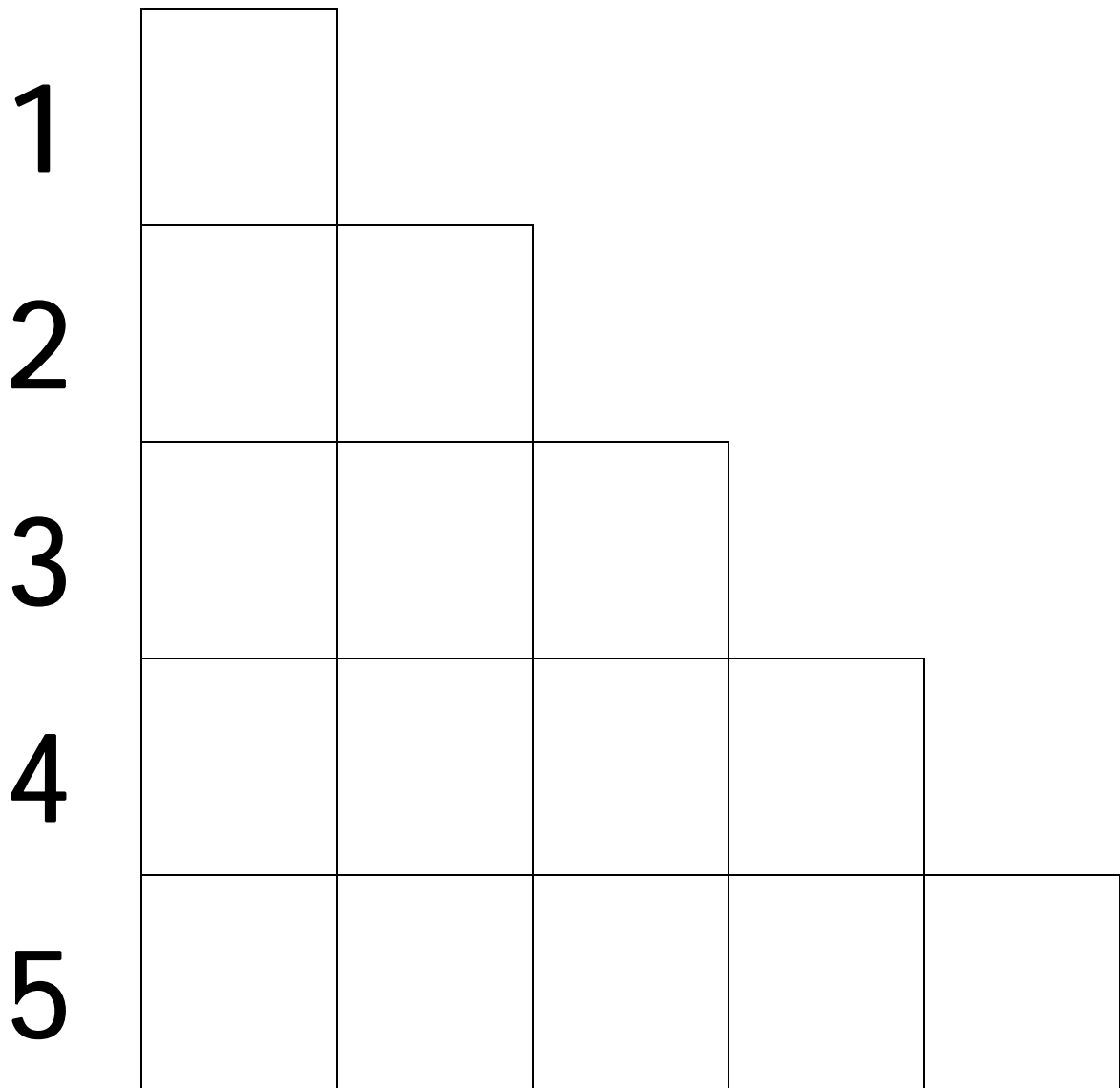


Würfel auflegen



Schwarzer Peter

Schwarzer
Peter

ZR 5

Ziffer - Menge



0


1




2




3








4



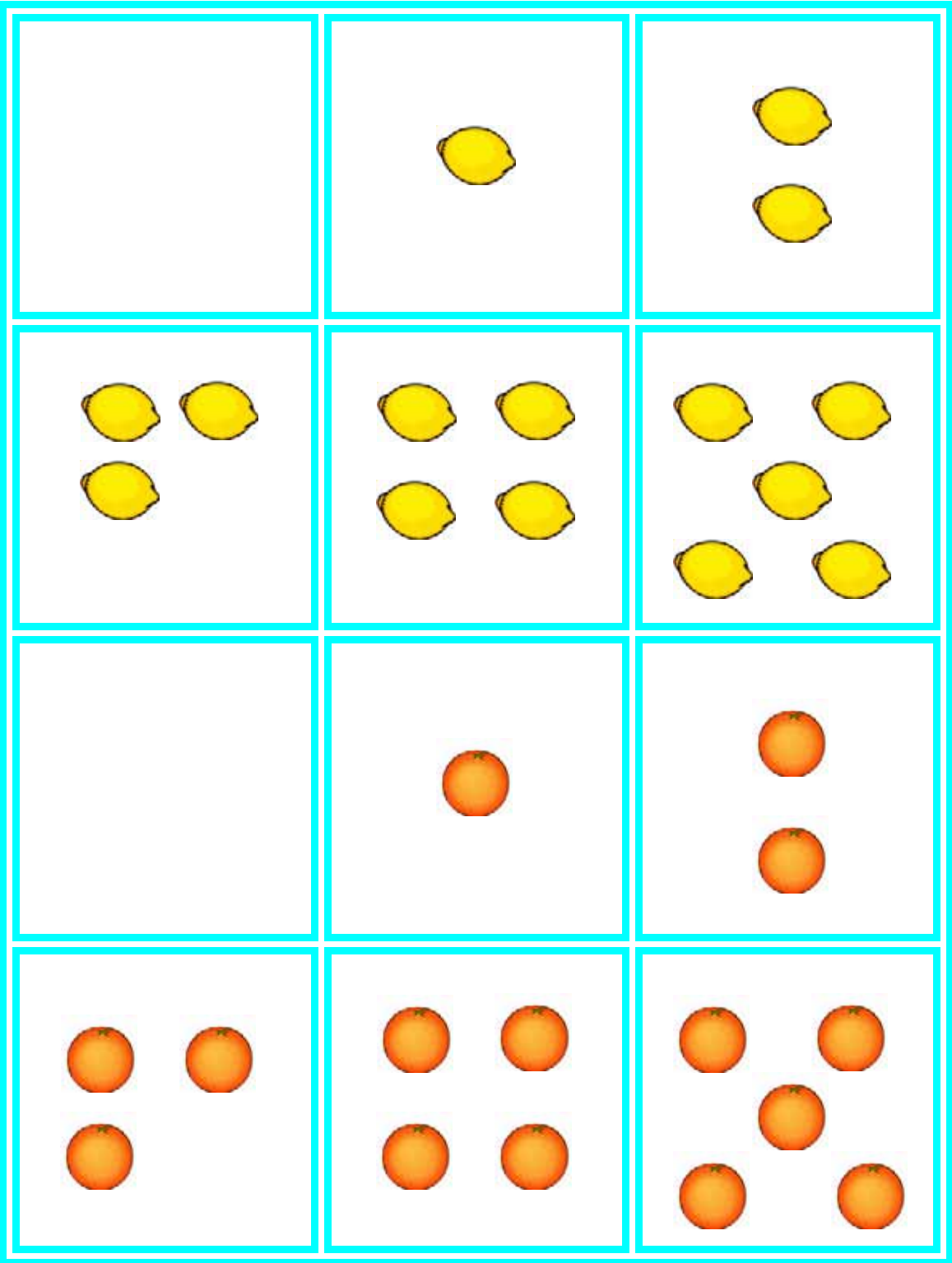
5







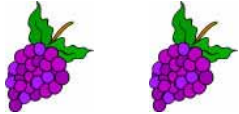










Memory: Ziffer - Menge







0	1	2
3	4	5
		
		

Memory: Menge - Menge




Setzleiste

 	 	 
 	 	 
<p>0</p> 	<p>1</p> 	<p>2</p> 

 <input type="checkbox"/>	 <input type="checkbox"/>	 <input type="checkbox"/>
 <input type="checkbox"/>	 <input type="checkbox"/>	 <input type="checkbox"/>
<p style="text-align: center; font-size: 2em;">3</p> <input type="checkbox"/>	<p style="text-align: center; font-size: 2em;">4</p> <input type="checkbox"/>	<p style="text-align: center; font-size: 2em;">5</p> <input type="checkbox"/>

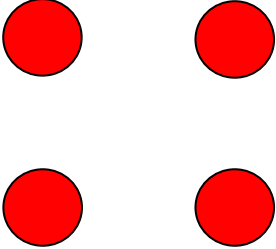
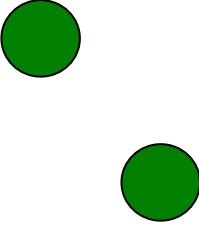


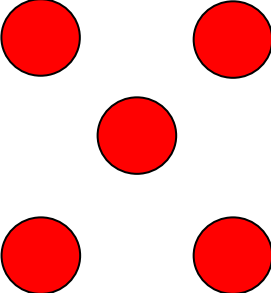



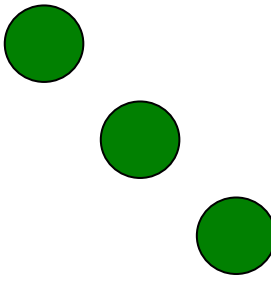
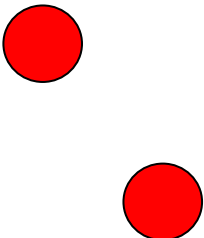

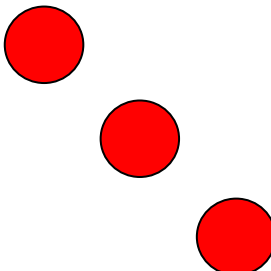
Lotto A: Menge - Ziffer (Vorderseite; mit Rückseite zusammenkleben!)



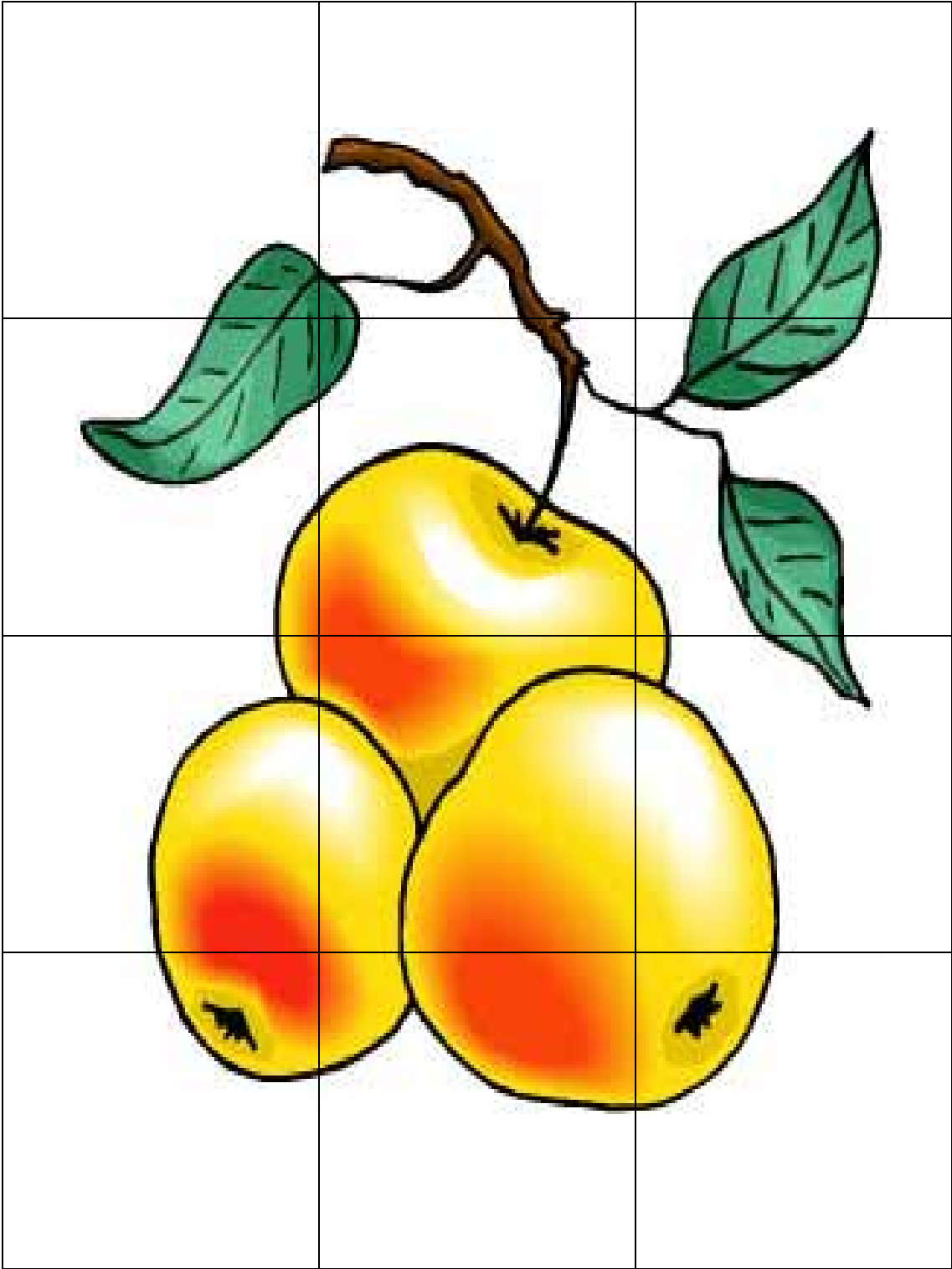
Lotto A: Menge – Ziffer (Rückseite; mit Vorderseite zusammenkleben!)

1	2	4
2	5	3
3	4	5
3	1	2

Grundplatte A

Lotto B: Plus - Rechnungen (Vorderseite; mit Rückseite zusammenkleben!)




Lotto B: Plus - Rechnungen (Rückseite; mit Vorderseite zusammenkleben!)

1	2	4
2	5	3
3	4	5
3	1	2

Grundplatte B

$2 + 2 =$	$1 + 1 =$	$0 + 1 =$
$2 + 1 =$	$1 + 4 =$	$2 + 0 =$
$2 + 3 =$	$3 + 1 =$	$1 + 2 =$
$1 + 1 =$	$1 + 0 =$	$3 + 0 =$

Lotto C: Minus - Rechnungen (Vorderseite; mit Rückseite zusammenkleben!)



Lotto C: Minus - Rechnungen (Rückseite; mit Vorderseite zusammenkleben!)


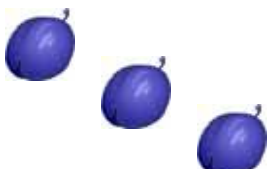


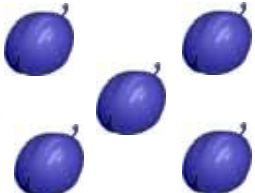
1	5	3
4	2	3
3	1	2
4	3	2

Grundplatte C

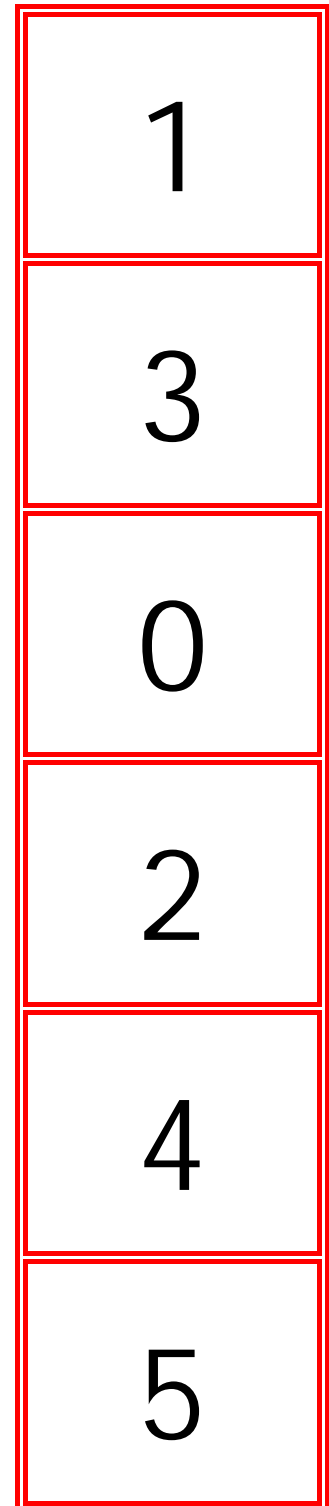


$5 - 2 =$	$5 - 0 =$	$4 - 3 =$
$4 - 1 =$	$4 - 2 =$	$5 - 1 =$
$3 - 1 =$	$5 - 4 =$	$3 - 0 =$
$5 - 3 =$	$5 - 2 =$	$4 - 0 =$

Verbinde!







2
4
1
0
5
3

Verbinde!




Domino groß (Ziffer – Menge)

3



4



5






Ziel







Stöpselkarten (Plus – Minus)

$2 + 2 =$	4	5
$2 + 1 =$	2	3
$4 + 1 =$	5	4
$0 + 0 =$	1	0
$1 + 1 =$	2	1
$0 + 1 =$	1	0


$4 - 2 =$	2	3
$1 - 1 =$	1	0
$5 - 4 =$	1	4
$3 - 0 =$	0	3
$5 - 0 =$	5	0
$5 - 1 =$	4	3

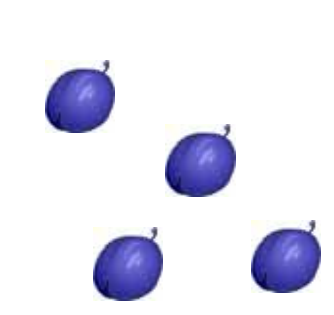
Stöpselkarte (Ziffer – Menge)


	2	1
	1	0
	1	2
	3	5
	4	3
	2	3


	4	3
	4	5
	3	4
	0	1
	2	3
	1	2


Klammerkarten (Büroklammern)


	4
	3
	5


	3
	4
	5

	2
	1
	0

	2
	1
	3


	5
	4
	3


	3
	4
	5


	4
	3
	5


	5
	4
	3


	1
	2
	0


	3
	2
	1


	2
	0
	1

	3
	4
	2

	1
	2
	3

	5
	4
	3

	3
	1
	2

	4
	3
	5

Plus - Rechnungen für Würfelspiel (Vorderseite; mit Rückseite zusammenkleben!)

$1 + 1 =$	$1 + 2 =$	$2 + 1 =$
$0 + 1 =$	$1 + 0 =$	$3 + 1 =$
$1 + 3 =$	$4 + 1 =$	$1 + 4 =$
$2 + 3 =$	$3 + 2 =$	$2 + 0 =$
$0 + 2 =$	$3 + 0 =$	$0 + 3 =$
$4 + 0 =$	$0 + 4 =$	$2 + 2 =$
$5 + 0 =$	$0 + 5 =$	$0 + 0 =$

Plusrechnungen – Ergebnis (Rückseite; mit Vorderseite zusammenkleben!)

3	3	2
4	1	1
5	5	4
2	5	5
3	3	2
4	4	4
0	5	5

Minus - Rechnungen für Würfelspiel (Vorderseite; mit Rückseite zusammenkleben!)


$5 - 0 =$	$5 - 1 =$	$5 - 2 =$
$5 - 4 =$	$5 - 5 =$	$4 - 0 =$
$4 - 1 =$	$4 - 2 =$	$4 - 3 =$
$4 - 4 =$	$3 - 0 =$	$3 - 1 =$
$3 - 2 =$	$3 - 3 =$	$2 - 0 =$
$2 - 1 =$	$2 - 2 =$	$1 - 0 =$
$1 - 1 =$		

Minus - Rechnungen – Ergebnis (Rückseite; mit Vorderseite zusammenkleben!)

3	4	5
4	0	1
1	2	3
2	3	0
2	0	1
1	0	1
		0

START

ZIEL








<p>START</p> <p>5</p>	 <p>1</p>	 <p>3</p>
 <p>2</p>	 <p>0</p>	<p>4</p>
 <p>ZIEL</p>		

Start	$2 + 2 =$	4	$1 + 0 =$	1	$3 + 2 =$
5	$1 + 1 =$	2	$0 + 0 =$	0	$1 + 2 =$
3	Ziel				

Start	$3 - 2 =$	1	$5 - 0 =$	5	$4 - 2 =$
2	$4 - 0 =$	4	$0 - 0 =$	0	$5 - 2 =$
3	Ziel				

Zerschnittene Karten (in der Mitte gewellt durchschneiden, um eine Kontrollmöglichkeit zu haben)

0	1 	2 	3 	4 	5 
---	---	--	---	---	---

Streifen zerschneiden

