







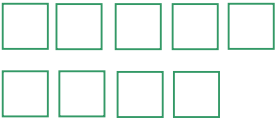
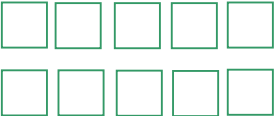










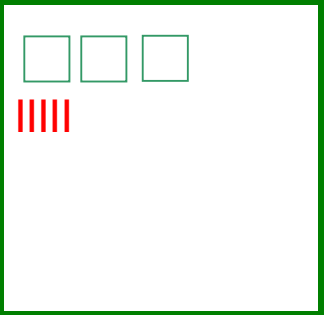
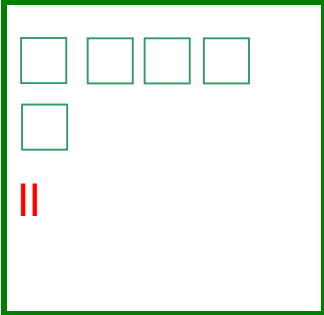
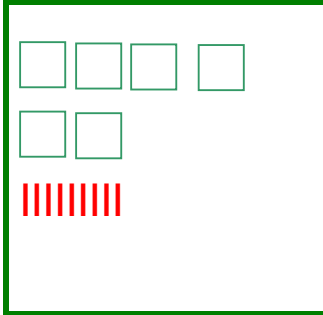
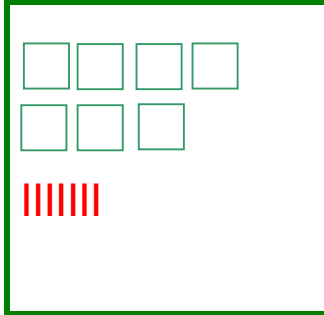
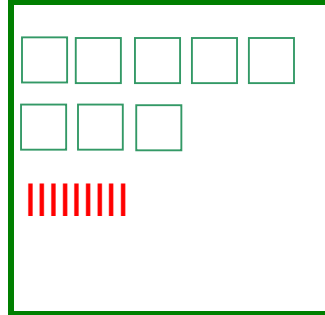
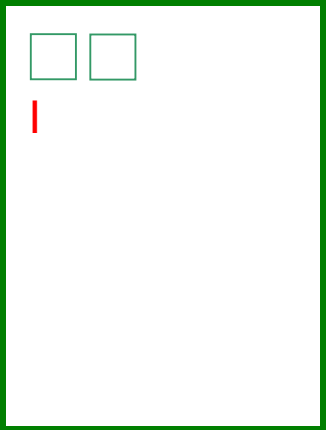

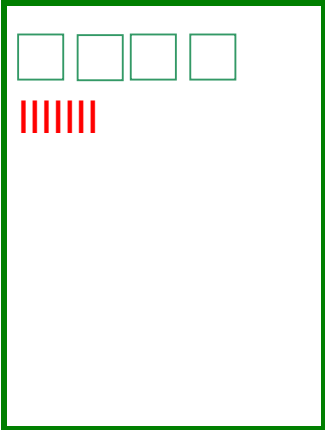
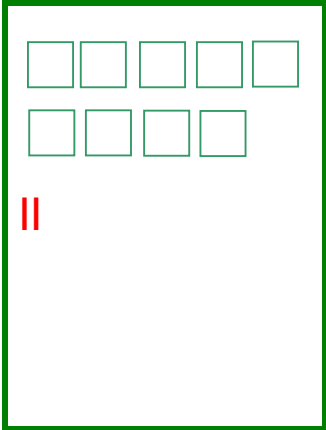
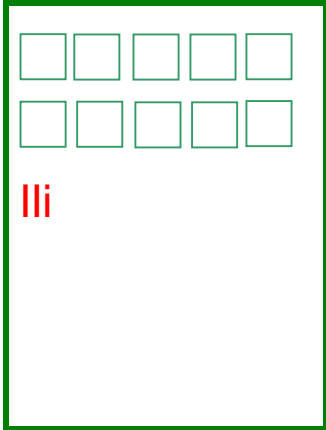
























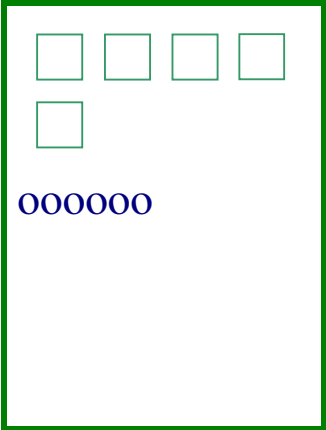
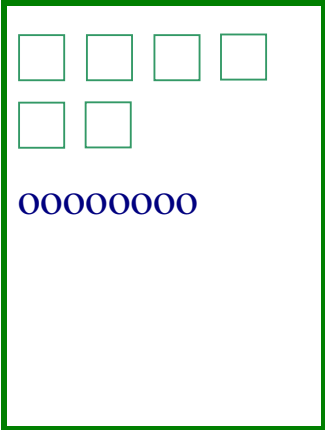
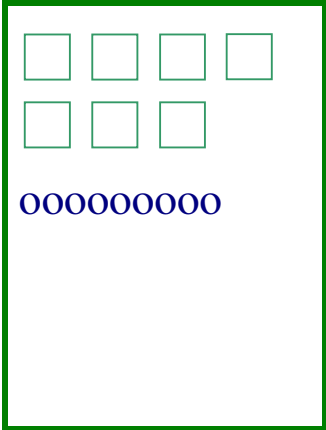












300 	500 	600 	700 	800 

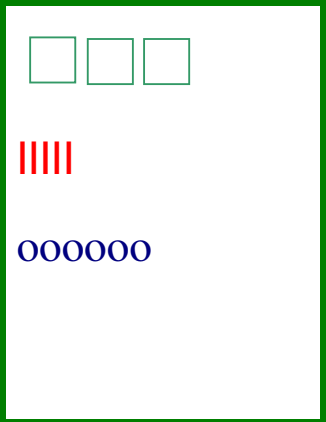
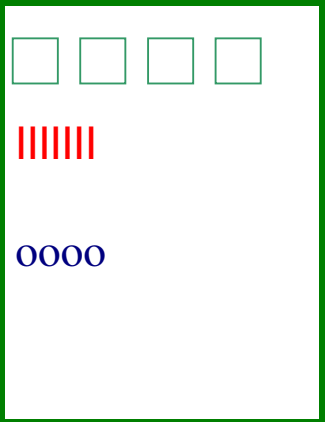
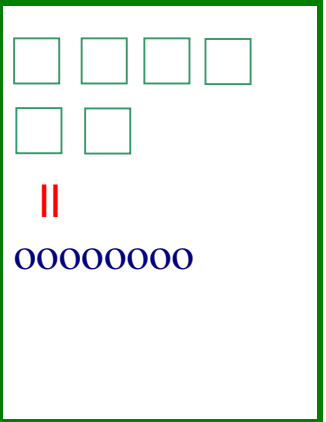
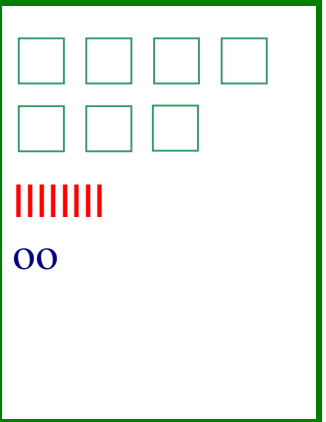
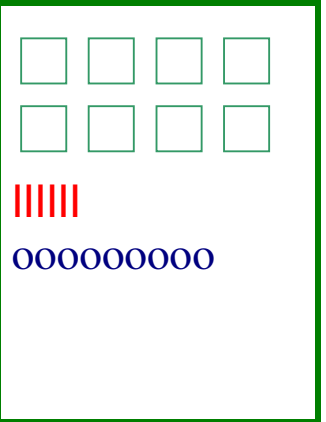
				
				
200	100	400	900	1000
				

 □ □ □ 	 □ □ □ □ □ □ 	 □ □ □ □ □ □ □ □ 	 □ □ □ □ □ □ □ □ □ □ 	 □ □ □ □ □ □ □ □ □ □ □ 
$350$	$520$	$690$	$770$	$890$

 000000	 000	 00000	 0	 0000
				
306	403	805	901	204
				

 <p>□ □ □       000000</p>	 <p>□ □ □ □         0000</p>	 <p>□ □ □ □ □ □ □ □    00000000</p>	 <p>□ □ □ □ □ □ □ □ □ □ □ □         00</p>	 <p>□ □ □ □ □ □ □ □ □ □ □ □ □ □       000000000</p>
<p>356</p>	<p>474</p>	<p>628</p>	<p>782</p>	<p>869</p>

<p>A place value chart with two rows of five boxes each. The top row contains five empty boxes. The bottom row contains five empty boxes. To the left of the bottom row, there are three red vertical bars and a blue '0' below them.</p>	<p>A place value chart with one row of one box. To the left of the box, there are three red vertical bars and seven blue '0's below them.</p>	<p>A place value chart with one row of three boxes. To the left of the boxes, there are four red vertical bars and eight blue '0's below them.</p>	<p>A place value chart with one row of four boxes. To the left of the boxes, there are three red vertical bars and six blue '0's below them.</p>	<p>A place value chart with one row of two boxes. To the left of the boxes, there are seven red vertical bars and four blue '0's below them.</p>
<p>941</p>	<p>137</p>	<p>349</p>	<p>436</p>	<p>294</p>